



ಬೃಹತ್ ಬೆಂಗಳೂರು ಮಹಾನಗರ ಪಾಲಿಕೆ
Bruhat Bengaluru Mahanagara Palike



BBMP COVID-19 WAR ROOM BULLETIN – 26.06.2021

BBMP / COVID-19 WAR ROOM / BULLETIN – 460/ 26.06.2021 / #BBMPfightsCOVID19



ABSTRACT OF COVID-19 CASES IN BENGALURU



	MALE	FEMALE	TRANSGENDER	MALE	FEMALE	TRANSGENDER	TOTAL	
	Last 24 Hours	Last 24 Hours	Last 24 Hours	Cumulative	Cumulative	Cumulative	Last 24 Hours	Cumulative
Positive Cases	563	392	0	7,23,485	4,87,027	130	955	12,10,642
Recovered Cases	708	466	0	6,74,276	4,54,701	97	1,174	11,29,074
Death Cases	10	6	0	9,870	5,697	4	16*	15,571
Total Tests Done	In Last 24 hrs : 66,194					Cumulative : 1,45,14,486		
ACTIVE CASES					65,997			

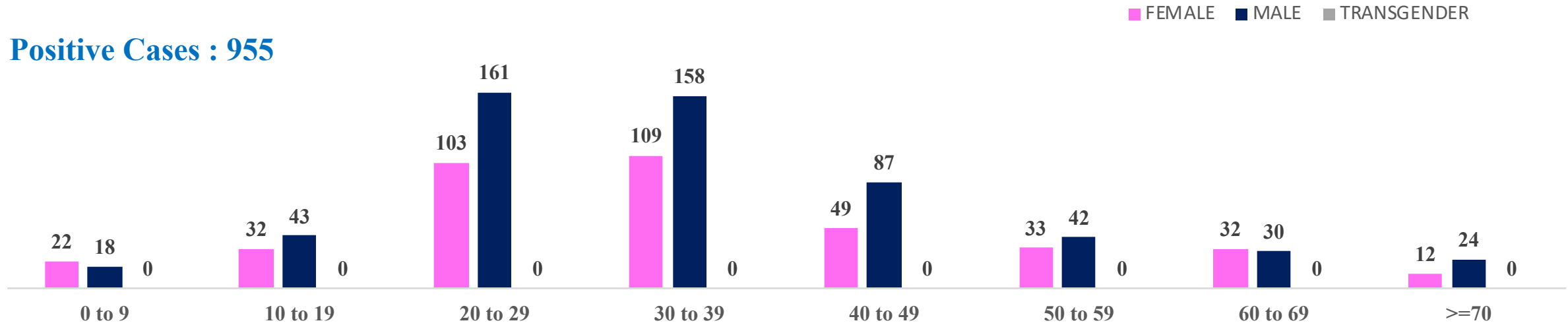
* Covid deaths occurred today : 5 | Covid deaths occurred beyond 24 hrs, reported today : 11



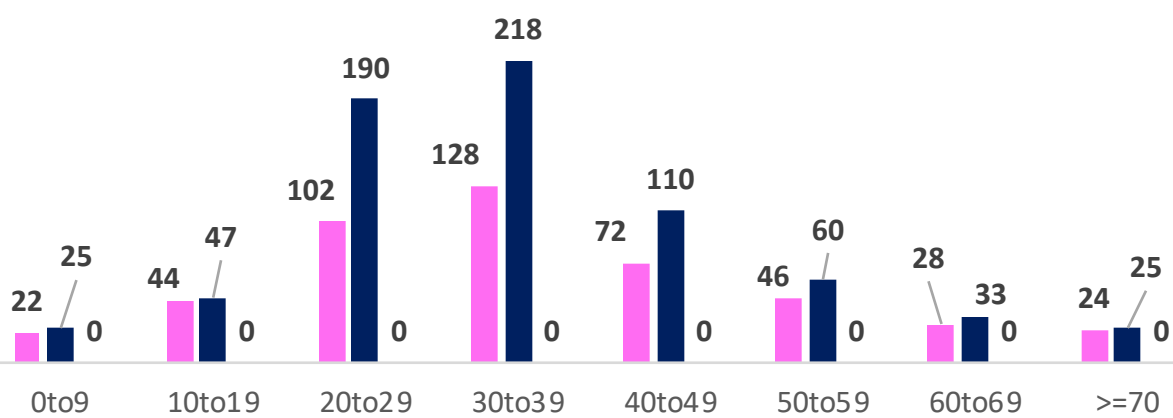
LAST 24 HOURS AGE GROUP AND GENDER WISE DISTRIBUTION



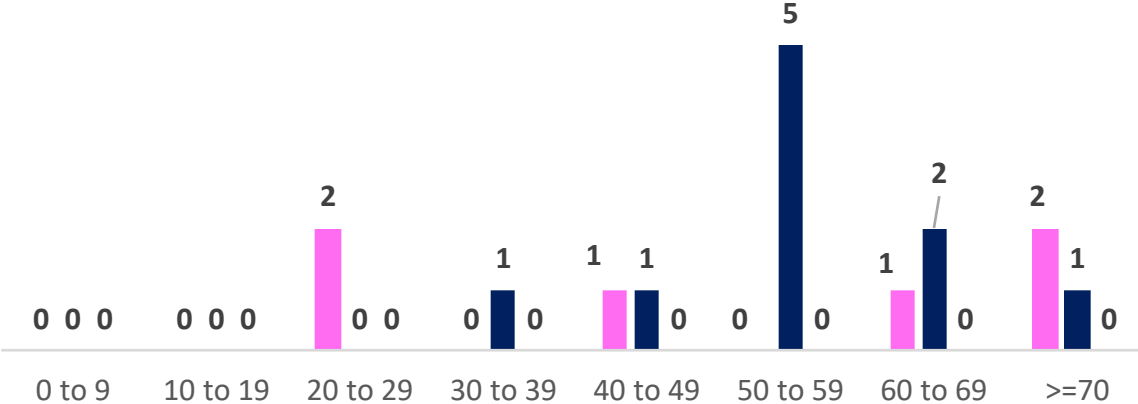
Positive Cases : 955



Recovered Cases : 1,174



Death Cases : 16





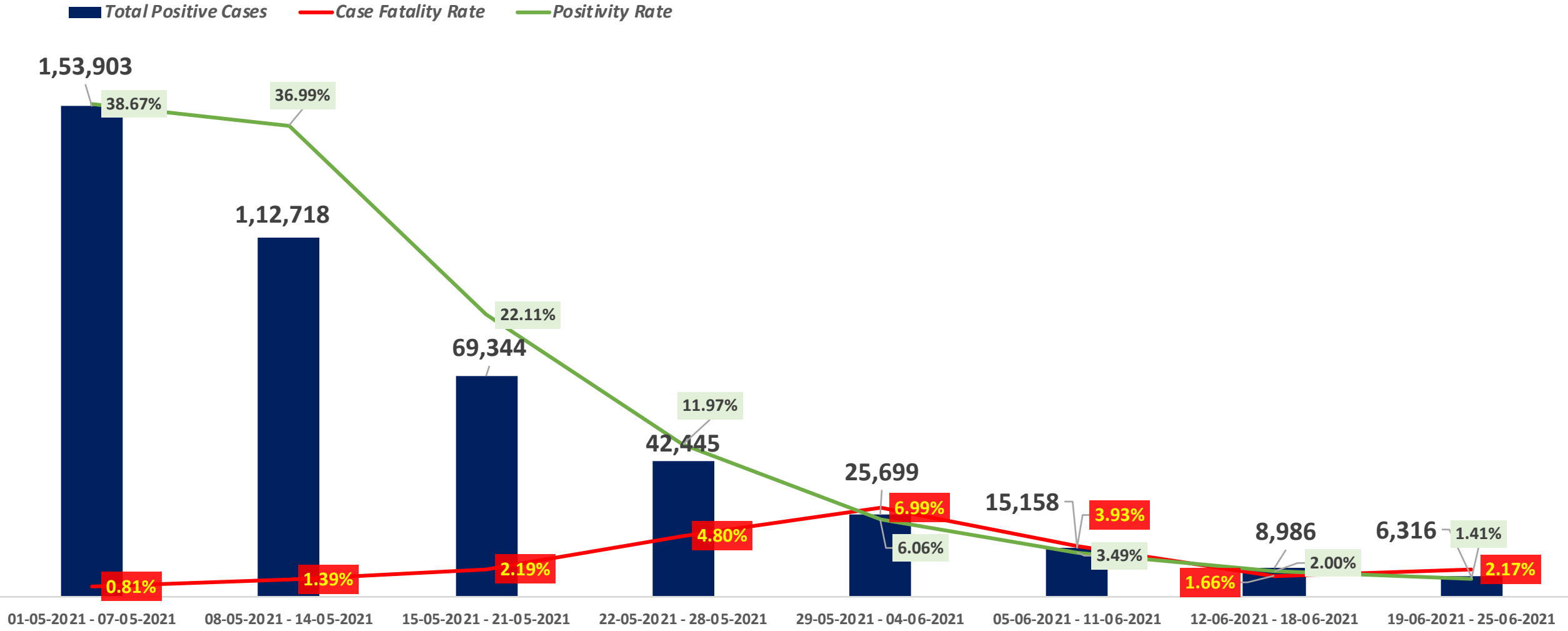
SNAPSHOT OF BENGALURU COVID-19 CASES IN LAST 8 WEEKS



	01/05/21 TO 07/05/21	08/05/21 TO 14/05/21	15/05/21 TO 21/05/21	22/05/21 TO 28/05/21	29/05/21 TO 04/06/21	05/06/21 TO 11/06/21	12/06/21 TO 18/06/21	19/06/21 TO 25/06/21
Total Positive Cases	1,53,903	1,12,718	69,344	42,445	25,699	15,158	8,986	6,316
Total Recovered Cases	78,903	89,117	1,73,504	1,37,343	63,257	50,574	25,369	12,445
Total Death Cases	1,242	1,565	1,516	2,037	1,797	596	149	137
Case Fatality Rate	0.81%	1.39%	2.19%	4.80%	6.99%	3.93%	1.66%	2.17%
Total Tests Conducted	3,98,039	3,04,707	3,13,596	3,54,500	4,24,293	4,34,633	4,50,394	4,49,044
Positivity Rate	38.67%	36.99%	22.11%	11.97%	6.06%	3.49%	2.00%	1.41%

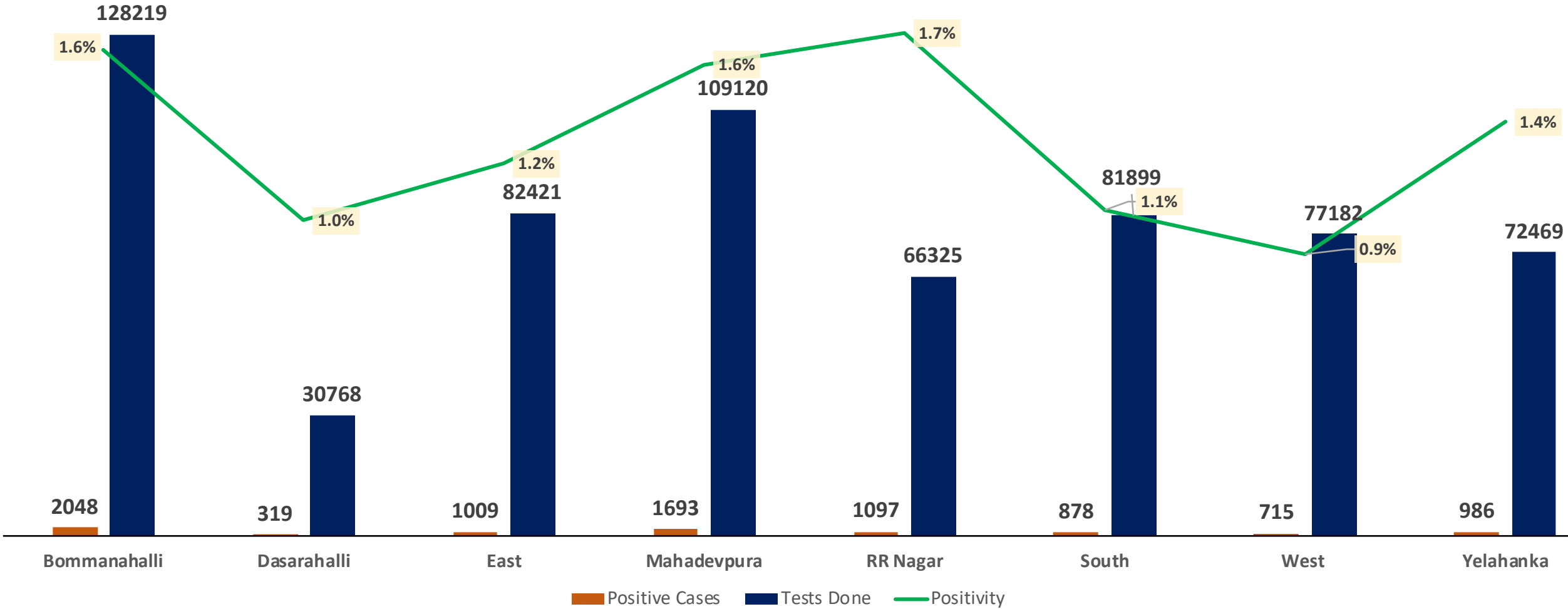


POSITIVITY AND MORTALITY RATE OF BENGALURU – LAST 8 WEEKS



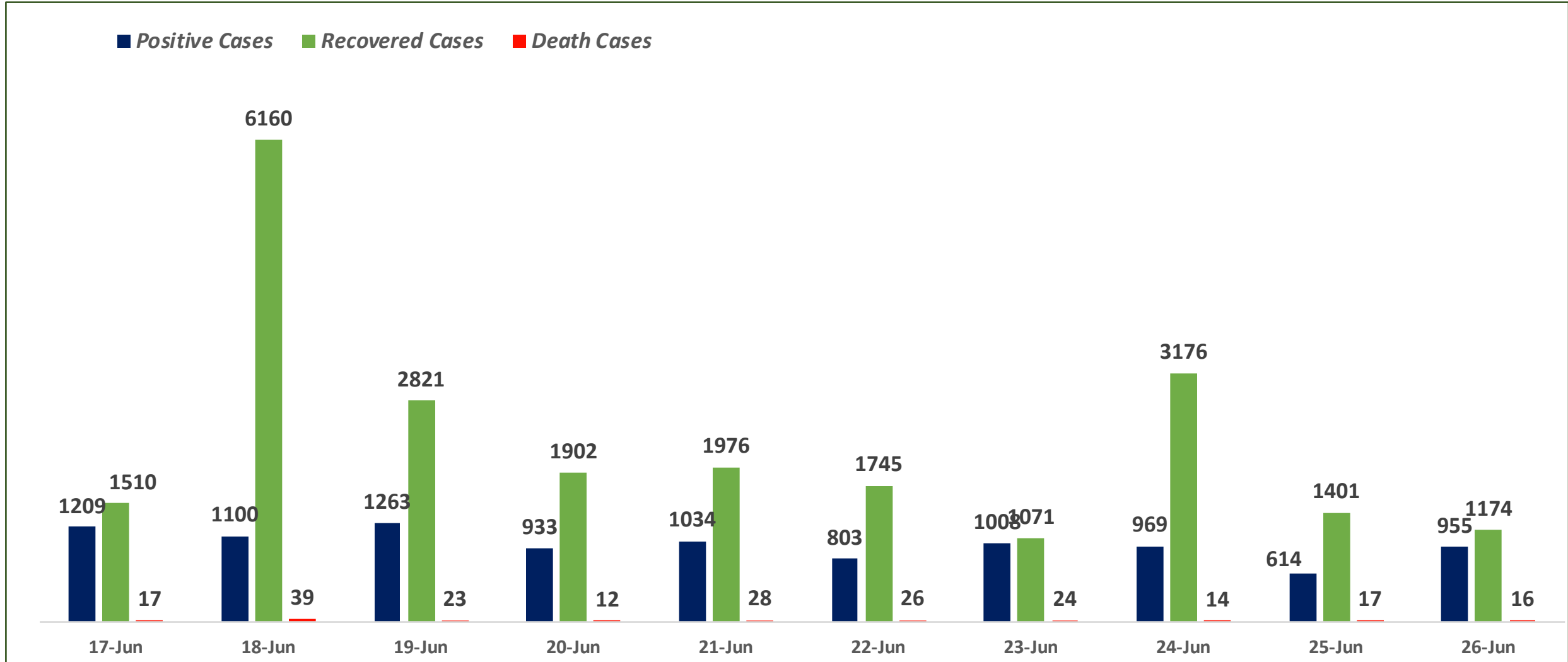


ZONE WISE POSITIVITY TREND IN LAST 10 DAYS





SNAPSHOT OF POSITIVE, RECOVERED AND DEATH CASES OVER LAST 10 DAYS ACROSS BBMP ZONES

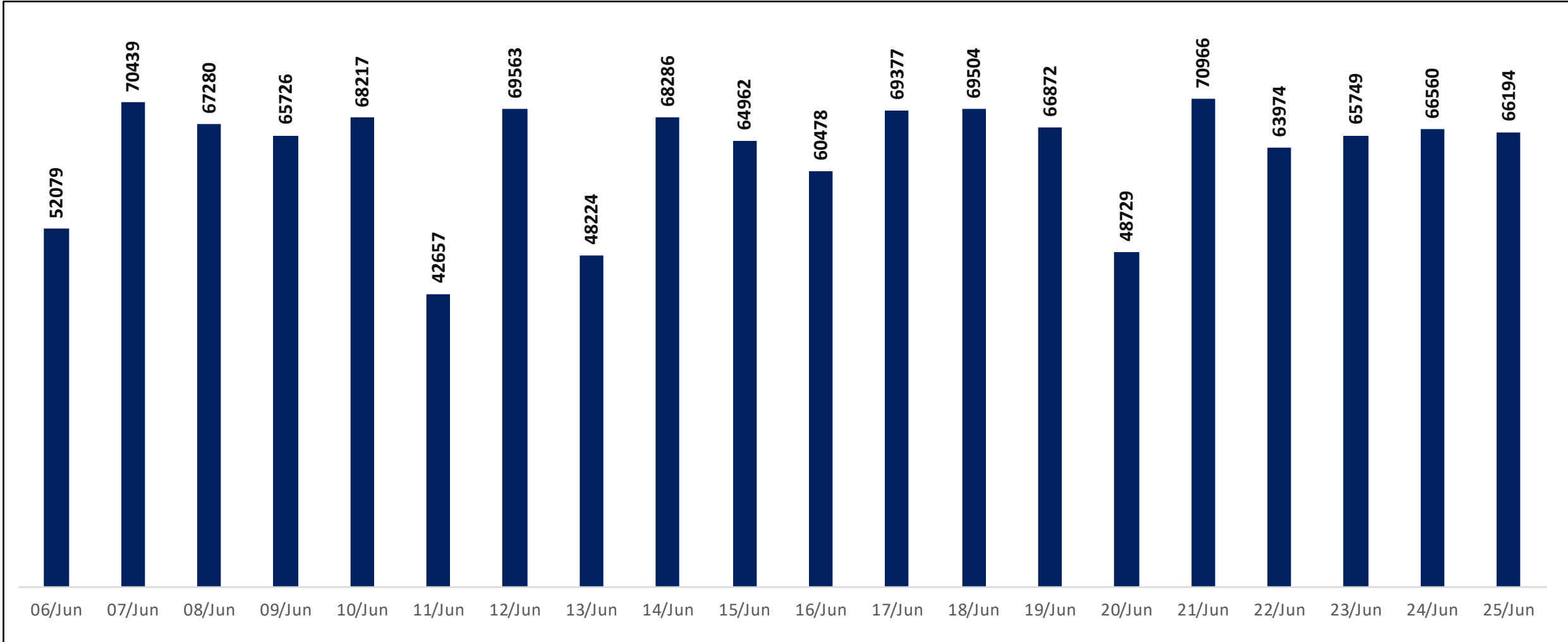




TESTING TRENDS IN BENGALURU

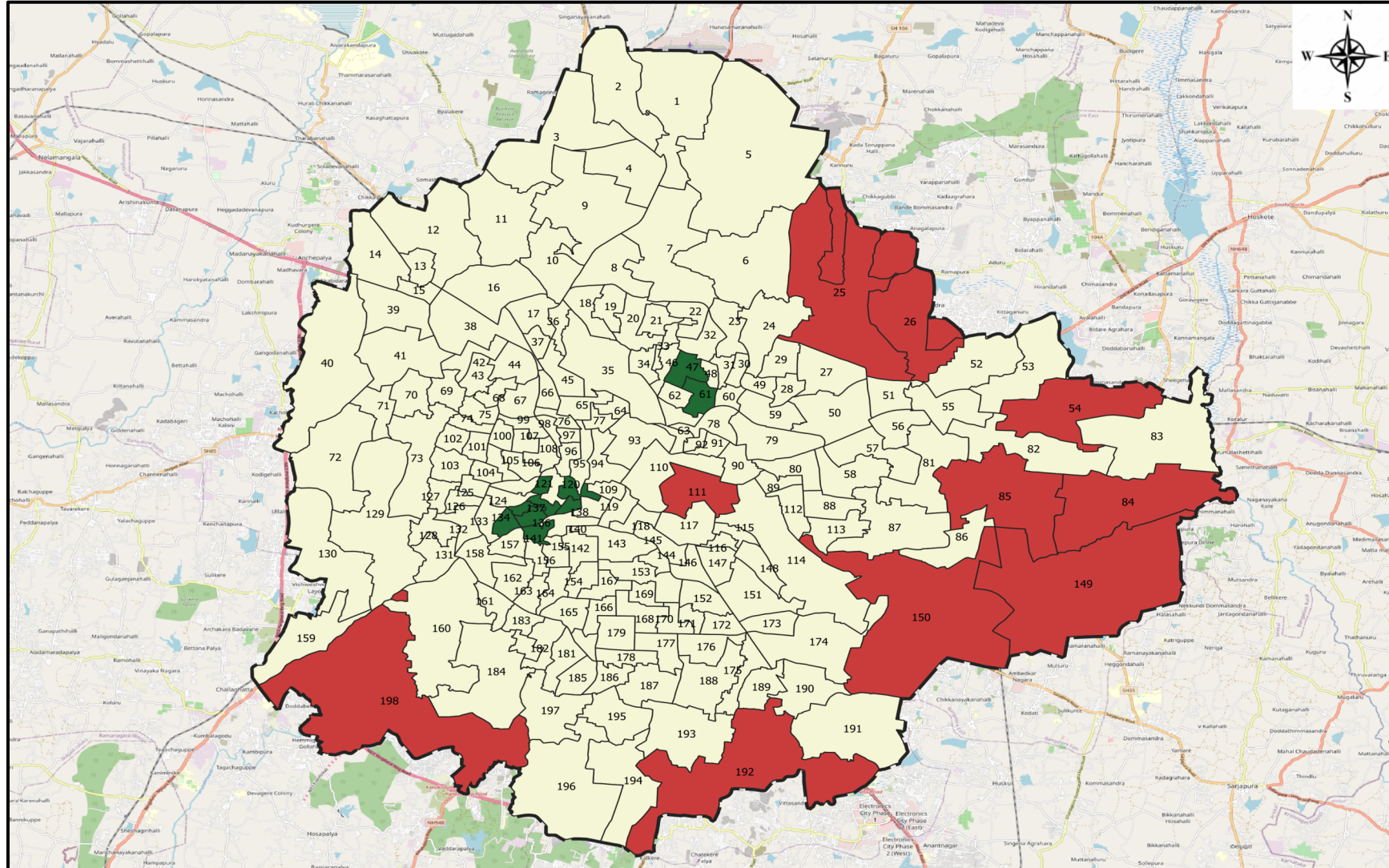


Total Test Conducted Till Date	Test Conducted Last 24 hours
1,45,14,486	66,194





BENGALURU URBAN MAP SHOWING TREND OF POSITIVE CASES IN LAST 10 DAYS



Top 10 wards reporting highest numbers of positive cases in last 10 days

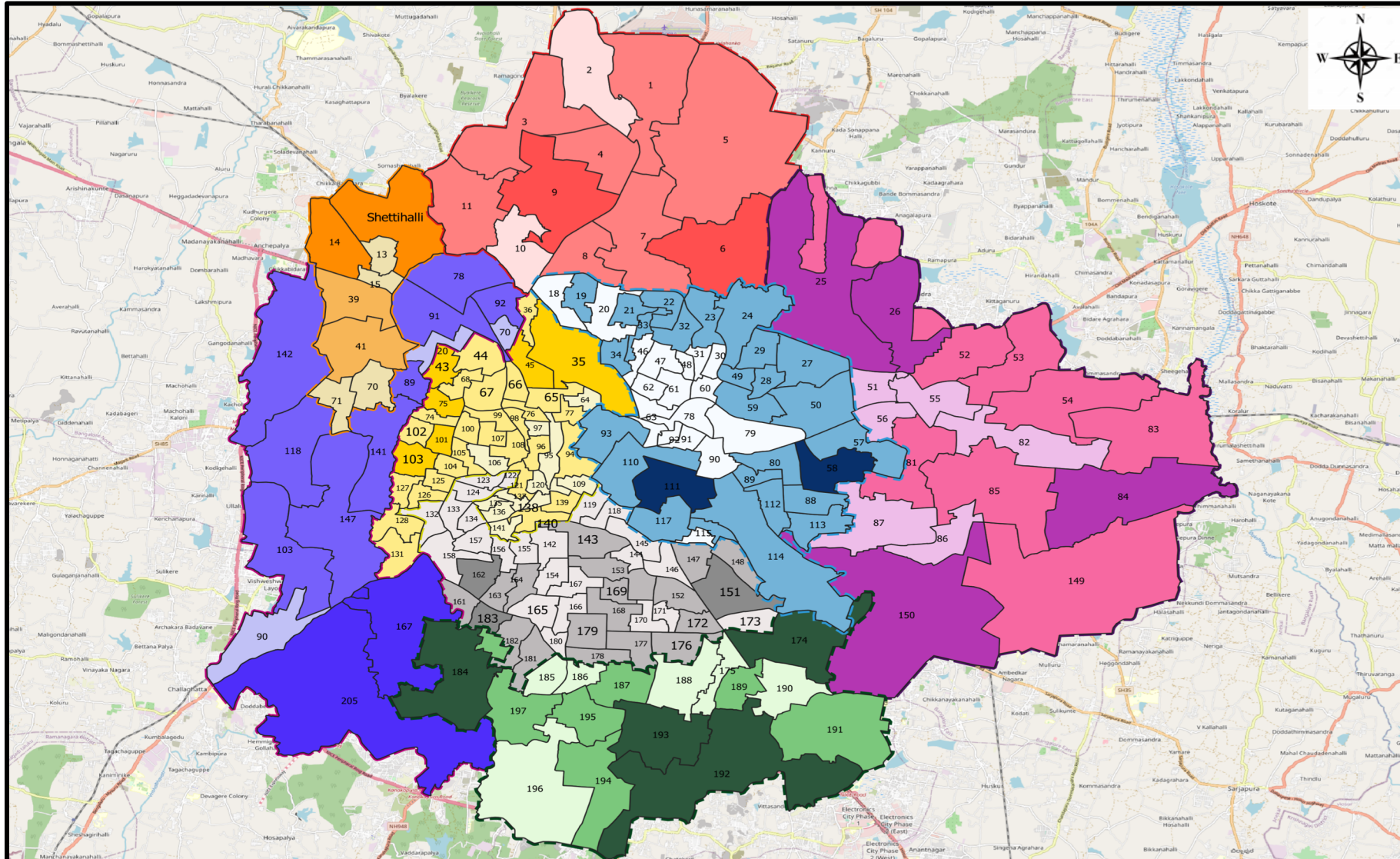
Ward No.	Ward Name
111	Shantala Nagar
150	Bellanduru
25	Horamavu
26	Ramamurthy Nagar
84	Hagadur
149	Varthuru
85	Dodda Nekkundi
192	Begur
54	Hudi
198	Hemmigepura

Top 10 wards reporting least numbers of positive cases in last 10 days

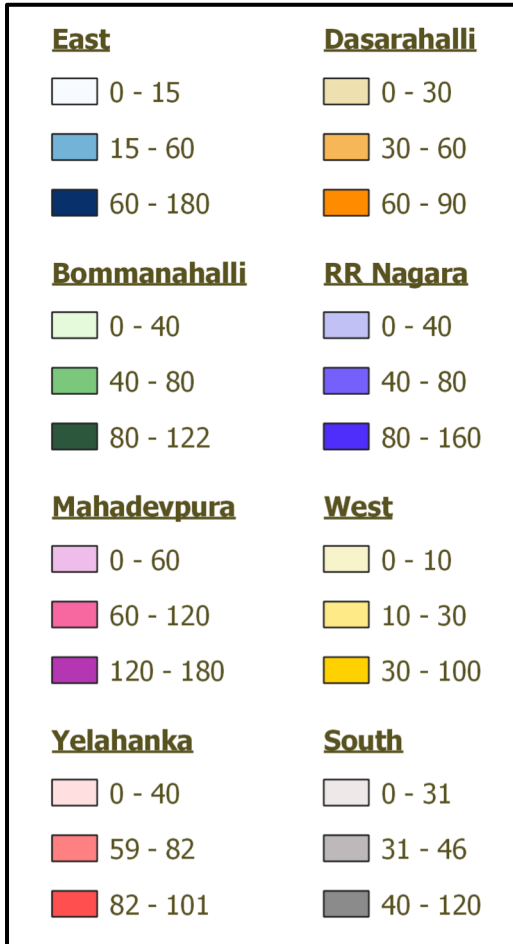
Ward No.	Ward Name
141	Azad Nagar
47	Devara Jeevanahalli
61	S K Garden
135	Padarayanapura
136	Jagajivanram Nagar
122	Kempapura Agrahara
134	Bapuji Nagar
137	Rayapura
120	Cottonpete
138	Chalavadipalya



BENGALURU MAP SHOWING TREND OF WARD WISE POSITIVE CASES IN LAST 10 DAYS



Number Of Cases Reported

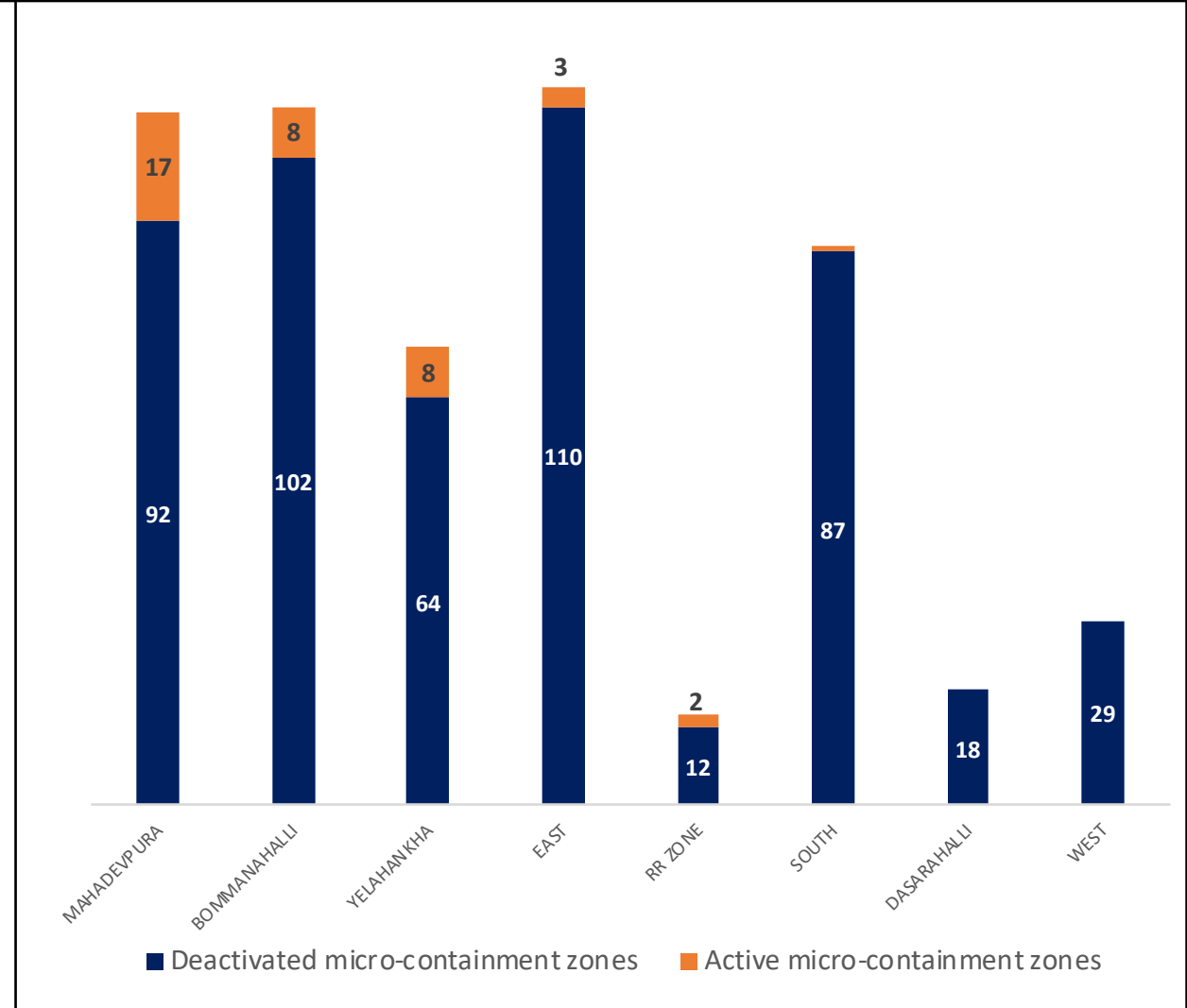




MICRO CONTAINMENT ZONES DETAILS



ZONE	Total Declared micro containmnet zones	Total deactivated micro-containment zones	Total active micro-containment zones
MAHADEVPURA	109	92	17
BOMMANAHALLI	110	102	8
YELAHANKHA	72	64	8
EAST	113	110	3
RR ZONE	14	12	2
SOUTH	88	87	1
DASARAHALLI	18	18	0
WEST	29	29	0
TOTAL	553	514	39



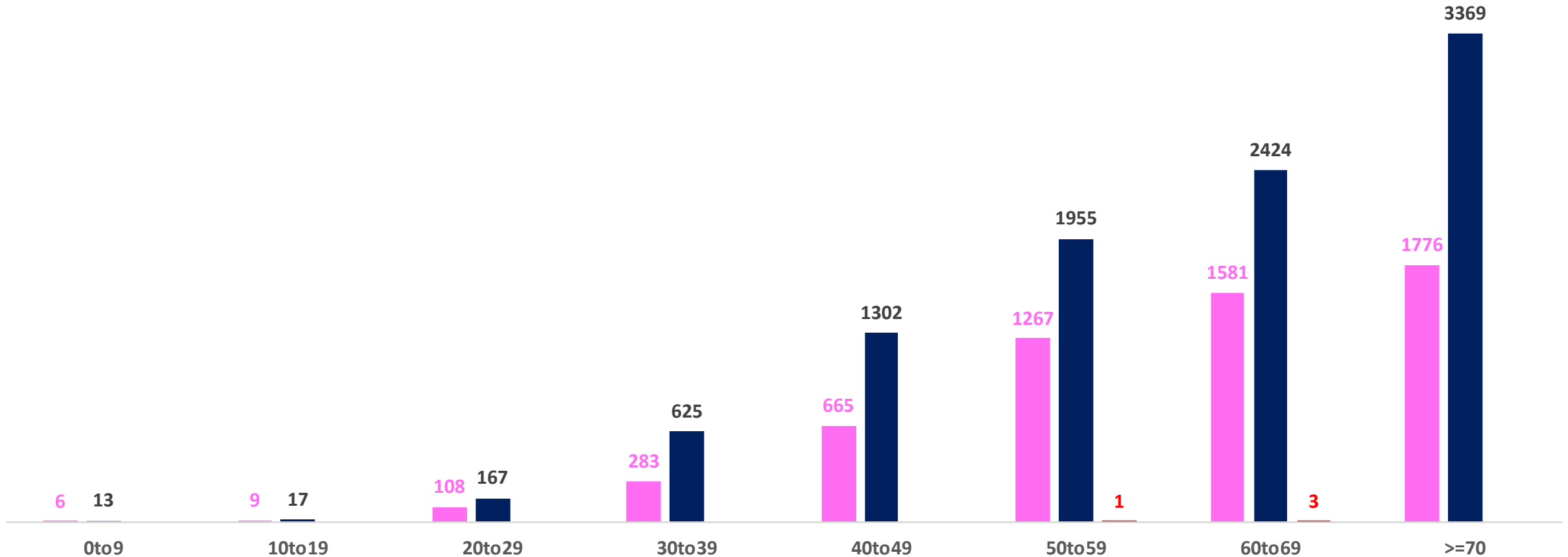


AGE AND GENDER WISE DISTRIBUTION OF DEATH CASES



Death Cases: 15,571

Female Male Transgender

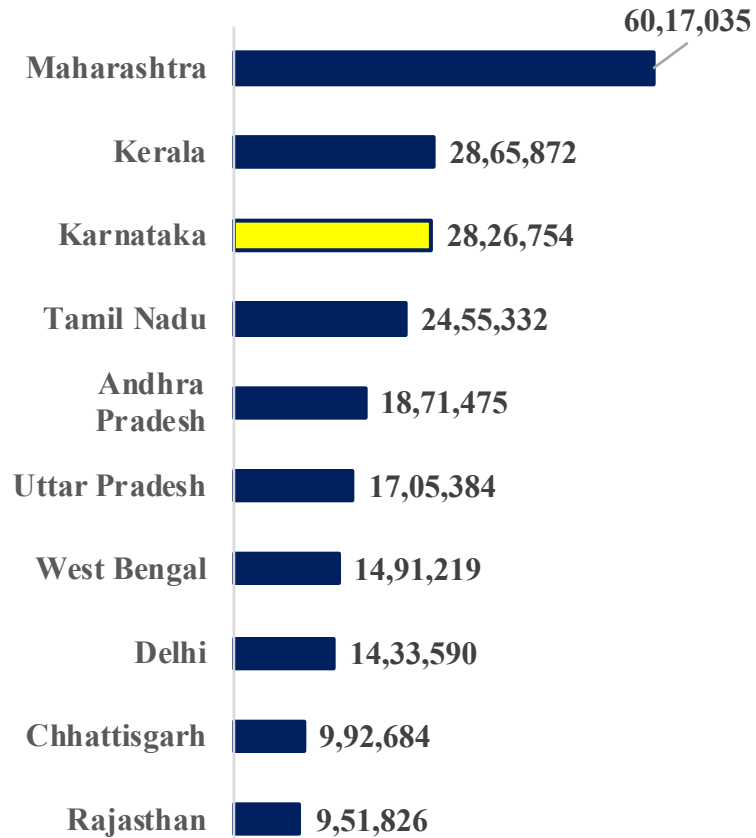




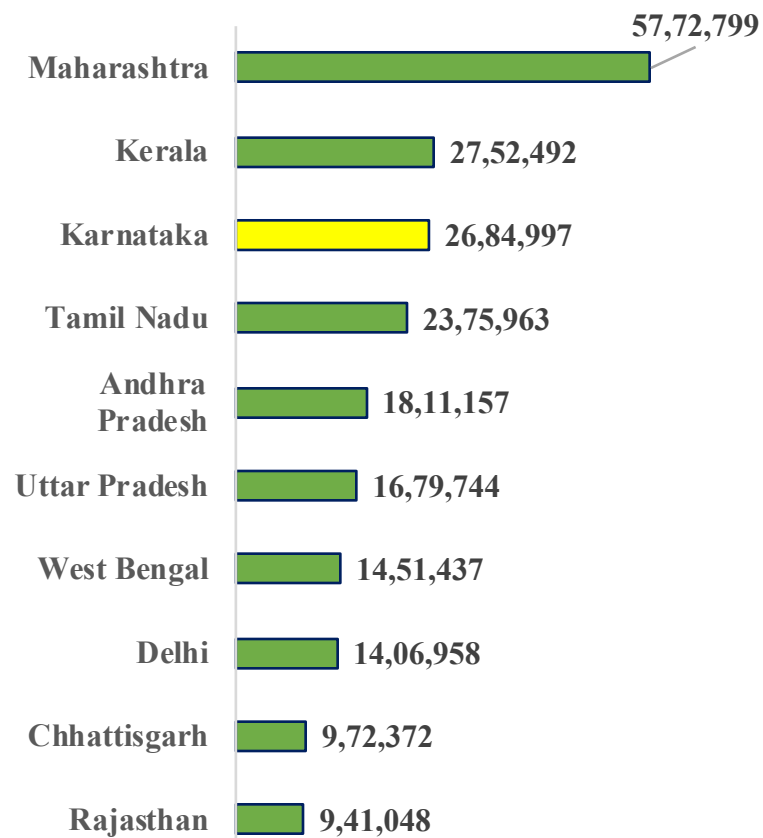
TOP 10 COVID19 AFFECTED INDIAN STATES



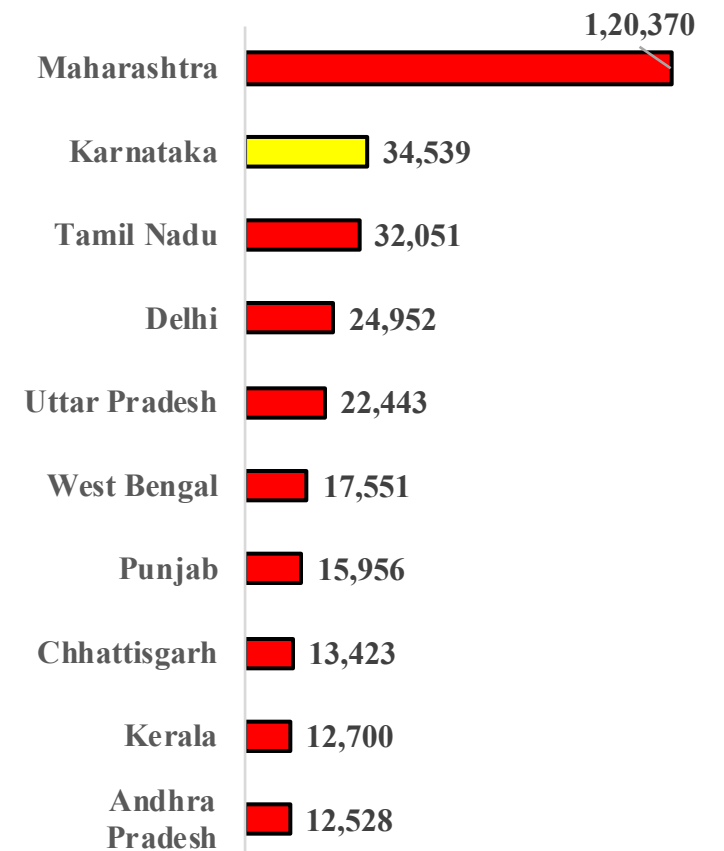
Total Positive Cases



Total Recovered Cases



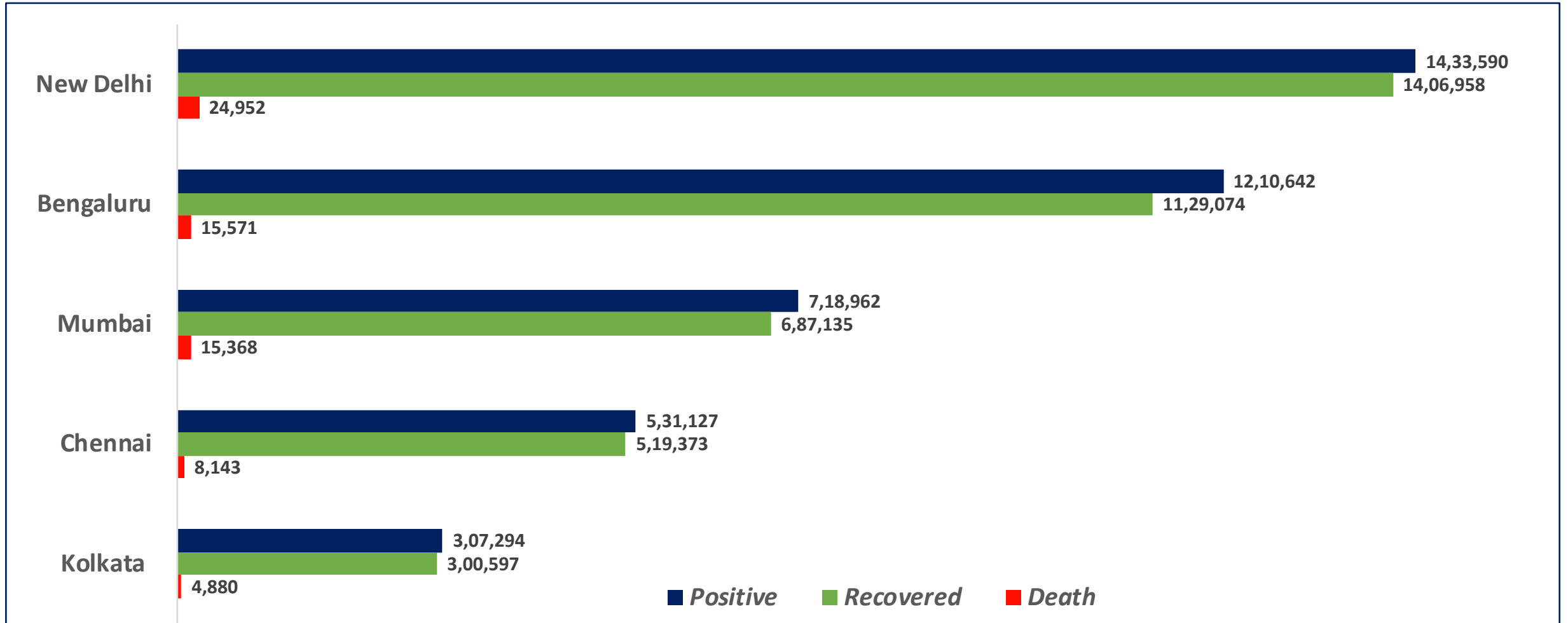
Total Death Cases



Source : <https://www.covid19india.org/> at 6:30 pm (26.06.2021)



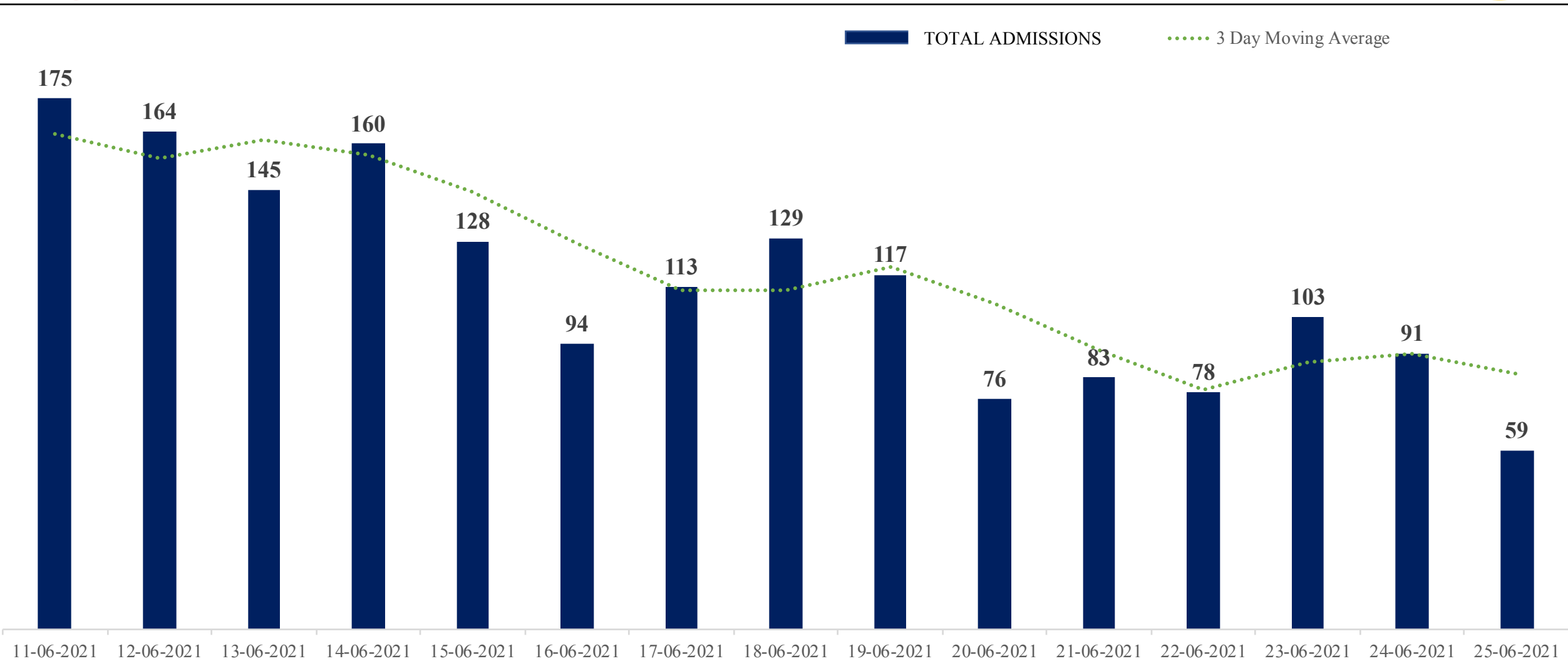
BENGALURU AND OTHER METROPOLITIAN CITIES



Source : <https://www.covid19india.org/> at 6:30 pm (26.06.2021)



HOSPITAL ADMISSIONS LAST 15 DAYS TREND



* Numbers as per Central Hospital Bed Management System (CHBMS)

* Only Fresh Admissions considered



CCC/TRIAGE CENTRE REPORT – 26.06.2021

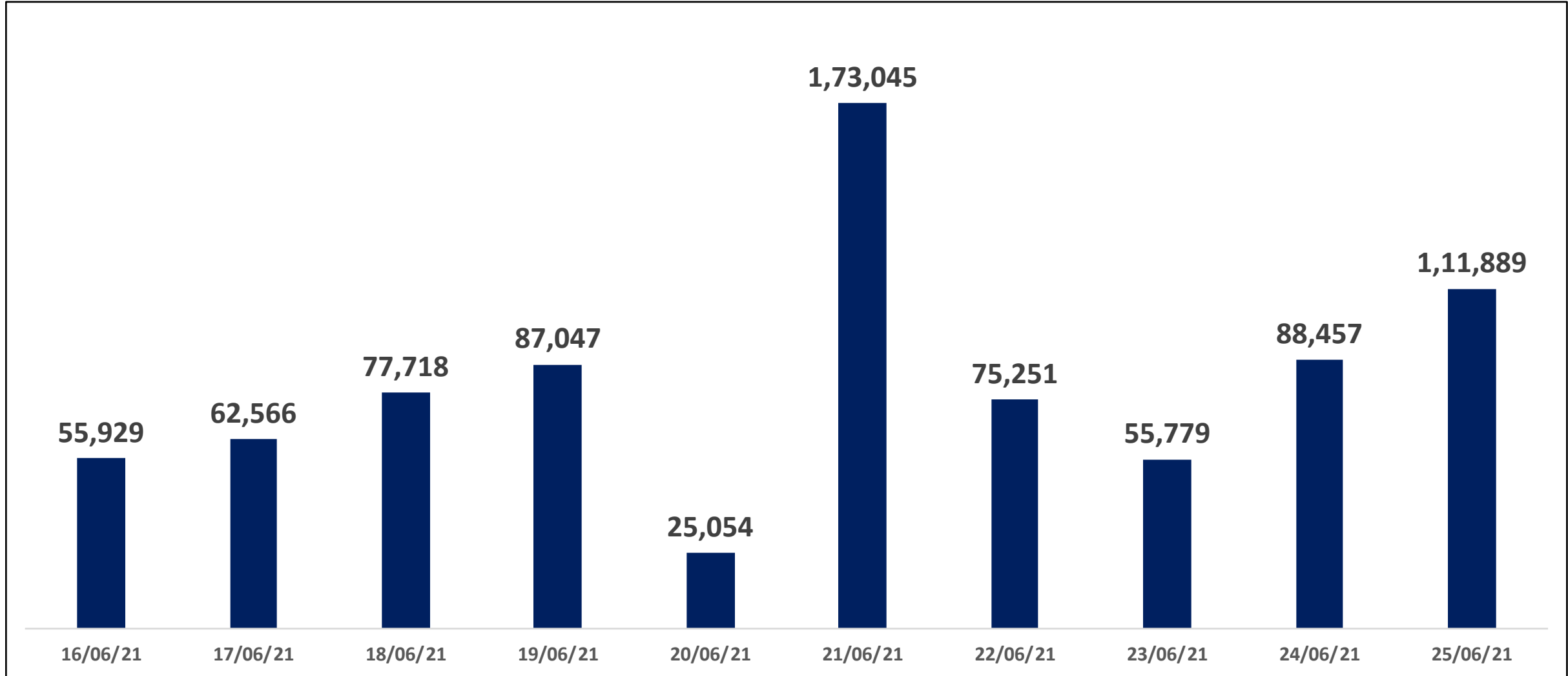


ZONE NAME	Total Triage Centres	Triage Details Breakup				Of Today's Triage, Patient Recommended for		
		Triaged till Previous Day	Today's Walk In Triage	Today's MTU Triage	Total Triaged Today	Home Isolation	CCC / MH	Hospital
BOMMANAHALLI	0	798	0	0	0	0	0	0
DASARAHALLI	2	896	3	0	3	1	2	0
EAST	2	443	1	0	1	0	1	0
MAHADEVAPURA	2	1148	15	0	15	0	13	2
RR NAGAR	3	2321	5	10	15	15	0	0
SOUTH	3	1925	3	0	3	3	0	0
WEST	2	666	1	0	1	0	0	1
YELAHANKA	3	1136	1	14	15	14	1	0
TOTAL	17	9333	29	24	53	33	17	3

* data as on 04:00 PM (26.06.2021)



TOTAL VACCINATION DOSES ADMINISTERED IN LAST 10 DAYS





COVID BED STATUS AS ON 26.06.2021



SR. NO.	Facility Type	No. of Hospital	Total Allocated Beds for C+ Patients					Occupied Beds for C+ Patients					Net Available Beds for C+ Patients				
			Gen Beds	HDU	ICU Beds	ICU-V	Total	Gen Beds	HDU	ICU Beds	ICU-V	Total	Gen Beds	HDU	ICU Beds	ICU-V	Total
1	Government Medical Colleges	4	20	621	53	76	770	0	57	12	16	85	20	564	41	60	685
2	Government Hospitals	16	649	208	65	127	1,049	143	61	12	53	269	506	147	53	74	780
3	Private Medical Colleges	12	792	936	136	203	2,067	27	74	41	52	194	765	862	95	151	1,873
4	Private Hospitals	64	668	717	298	169	1,852	209	155	95	101	560	459	562	203	68	1,292
5	Covid Care Centre	17	250	814	-	-	1,064	152	162	-	-	314	98	652	-	-	750
Total Beds		113	2,379	3,296	552	575	6,802	531	509	160	222	1,422	1,848	2,787	392	353	5,380



SNAPSHOT OF COVID-19 CASES IN BENGALURU URBAN



**Total Wards With
>100 Cases* :
33**

**Tests Conducted
On 25.06.2021:
66,194**

**Recovery
Rate:
93.26%**

**Total
Active Cases :
65,997**

**Total Vaccinated on
25.06.2021:
1,11,889**

**Positivity
Rate* :
1.41%**

**Active
Rate:
5.45%**

**Case
Fatality Rate* :
2.17%**



*Total positive cases In the past 10 days

*CFR and positivity is for Past 7 days



ಬೃಹತ್ ಬೆಂಗಳೂರು ಮಹಾನಗರ ಪಾಲಿಕೆ
Bruhat Bengaluru Mahanagara Palike



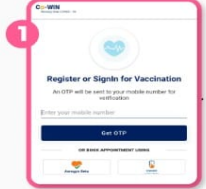
Download BBMP Bulletin	https://apps.bbmpgov.in/covid19/mediabulletin.php
For BBMPCovid19 Bed Status:	https://apps.bbmpgov.in/covid19/en/Bedstatus.php
To register for vaccination :	https://selfregistration.cowin.gov.in/
BBMP COVID19 Dashboard:	https://apps.bbmpgov.in/covid19/
Follow us on:	 www.facebook.com/bbmp.comm1/
	 twitter.com/BBMPCOMM

Issued by:

**Honorable Chief Commissioner, BBMP
Special Commissioner Health & IT, BBMP
MD, Bengaluru Smart City Limited**

THANK YOU !

How to add passport details in vaccine certificate



Raise an Issue ▼

Certificate Correction
Merge Multiple Dose#1 Provisional..
Add Passport Details

1 → Select Raise an Issue

2 → Select the passport option

Login on Co-Win portal using your registered mobile number

Passport details

Select a Member

Enter Beneficiary's Passport Number

Note: You can not make changes to the passport details after submitting this request. Be careful!


I confirm that this passport belongs to this beneficiary. The name of the passport holder is entered as mentioned on the vaccine certificate.

SUBMIT REQUEST

4 → Select the person from the drop down menu

5 → Enter passport number

6 → Submit



7 → You will receive the new certificate in seconds.

In case name on the certificate does not match name on the passport, name correction can be requested.

Entering passport number & requesting name change can only be done once. So, please ensure there are no mistakes in entering the details.